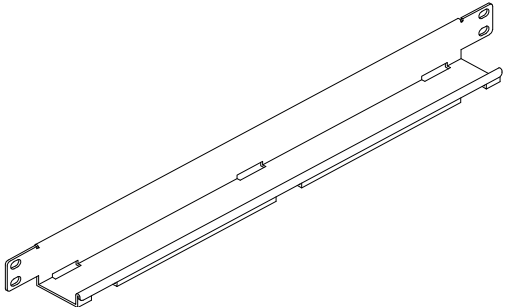




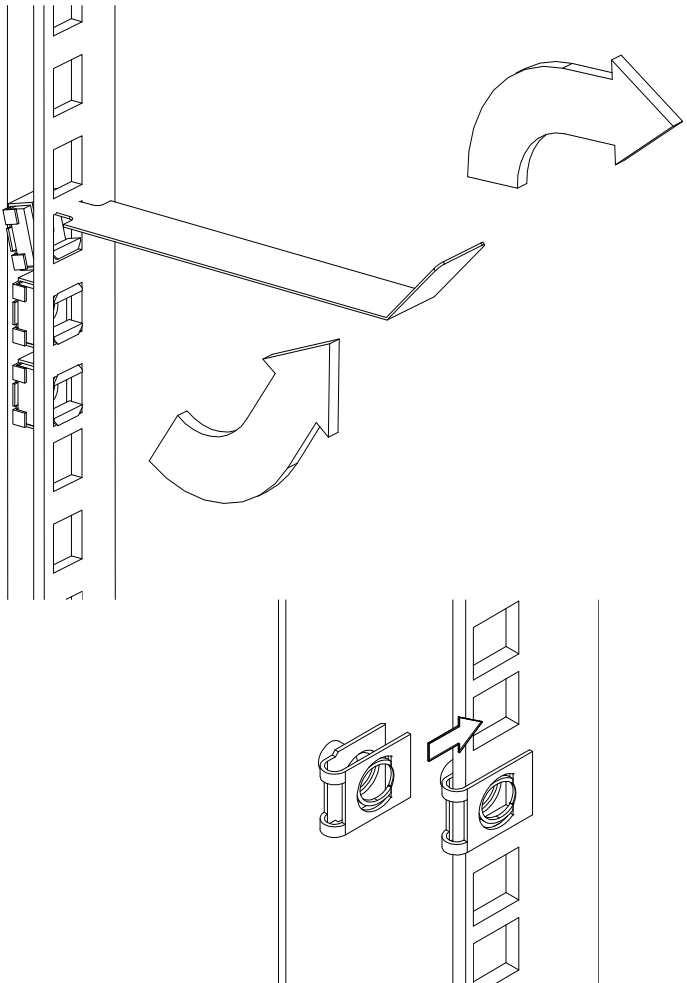
CM-TSH-19 Horizontal Cable Tray

Installation Instructions for the SharkRack CM-TSH-19 Horizontal Cable Tray

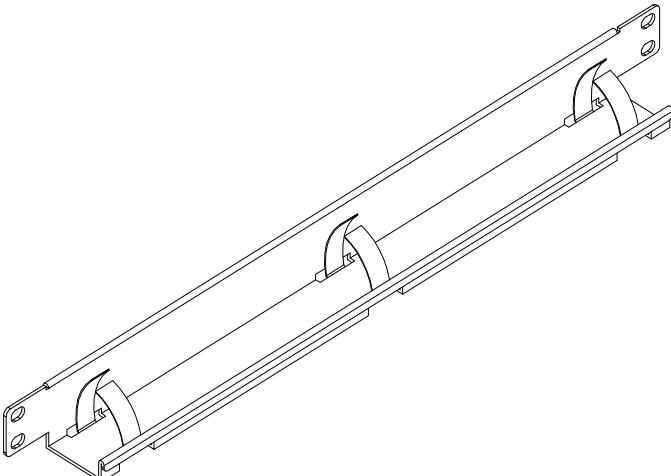
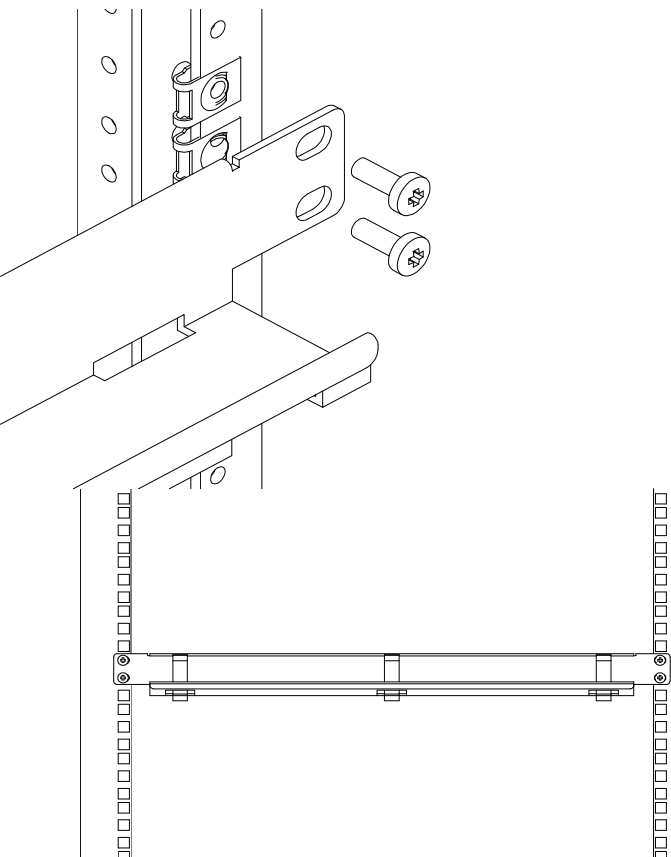
Kit Contents

List #	Part #	Part Name	Quantity	Detail
1	SH47200-1001	Horizontal Cable Tray	1	
2	SH47200-5000	Hardware Packet: <ul style="list-style-type: none">• # 10-32 x 1/2" Panhead Screws (4)• #10-32 Clip Nuts (4)• 1/2" x 6" Velcro Strips (3)	1	

Installation Instructions

Step	Detail
<ol style="list-style-type: none">1. Choose a location for the horizontal cable tray.2. (As required) Install the cage nuts/clip nuts into the location you wish to mount the horizontal cable tray.	 <p>The diagram illustrates the installation process in two parts. The upper part shows a vertical rack with a series of rectangular slots. A horizontal cable tray is being inserted into one of these slots. Two curved arrows indicate the direction of movement: one pointing right towards the tray and another pointing up towards the tray's top edge. The lower part shows a close-up of a cage nut being inserted into a slot. An arrow points from the cage nut towards the slot, indicating the direction of insertion.</p>

CM-TSH-19 Horizontal Cable Tray Installation Instructions

Step	Detail
<p>3. Install the Velcro strips. Fasten the Velcro strips to the horizontal cable tray by passing each strip through the slots as shown.</p>	 A perspective view of a horizontal cable tray with three parallel rails. Three Velcro strips are shown being inserted into the top slots of the rails. The strips are being fastened to the tray.
<p>4. Place the horizontal cable tray in the mounting position. Use (4) 10-32 x 1/2 inch panhead screws to secure the horizontal cable management tray to the vertical rails.</p> <p>5. Place cables into cable tray and secure using Velcro strips.</p>	 A perspective view of the cable tray being mounted to a vertical rail. The tray is being secured to the rail with four screws. Below this, a top-down view shows the tray mounted between two vertical rails, with the tray's end caps secured to the rails.

Warranty

LIMITED WARRANTY AND WARRANTY DISCLAIMER - Seller warrants that the System will be free from defects in materials and workmanship for a period of one (1) year from date of delivery to customer premises. Seller's sole liability and Customer's sole and exclusive remedy for any breach of this warranty is, at Seller's option and expense, to repair or replace any defective System that is returned to it by Customer. Seller will have no obligation under this section to the extent any defect in the System is caused by or is attributable to negligence, accident, misuse, abuse, use of the System than in accordance with Seller's documentation or user manual, modifications, alterations or repairs to the System made by a party other than Seller, or actions of third parties or like events outside Seller's reasonable control. EXCEPT AS EXPRESSLY SET FORTH IN THIS SECTION, TO THE EXTENT PERMITTED BY APPLICABLE LAW, SELLER DISCLAIMS ANY AND ALL OTHER WARRANTIES, WHETHER EXPRESS, IMPLIED, OR STATUTORY, INCLUDING, WITHOUT LIMITATION, ANY IMPLIED WARRANTIES OF MERCHANTABILITY, FITNESS FOR A PARTICULAR PURPOSE, QUALITY, OR NONINFRINGEMENT, AND ANY WARRANTIES ARISING FROM COURSE OF DEALING OR USAGE OF TRADE.

LIMITATIONS OF LIABILITY - IN NO EVENT WILL SELLER BE LIABLE FOR ANY SPECIAL, INCIDENTAL OR CONSEQUENTIAL DAMAGES (INCLUDING, BUT NOT LIMITED TO, LOST PROFITS OR REVENUE, LOSS OF USE, LOST BUSINESS OPPORTUNITIES OR LOSS OF GOODWILL), OR FOR THE COSTS OF PROCURING SUBSTITUTE PRODUCTS, ARISING OUT OF OR IN CONNECTION WITH THESE TERMS OF SALE OR THE USE OF THE SYSTEM, WHETHER SUCH LIABILITY ARISES FROM ANY CLAIM BASED UPON CONTRACT, WARRANTY, TORT (INCLUDING NEGLIGENCE), PRODUCT LIABILITY OR OTHERWISE, WHETHER OR NOT SELLER HAS BEEN ADVISED OF THE POSSIBILITY OF SUCH LOSS OR DAMAGE. IN NO EVENT WILL SELLER'S TOTAL CUMULATIVE LIABILITY, FROM ALL CAUSES OF ACTION AND ALL THEORIES OF LIABILITY, EXCEED THE TOTAL AMOUNTS ACTUALLY PAID TO SELLER BY CUSTOMER UNDER THE ORDER THAT GIVES RISE TO ANY LIABILITY HEREUNDER.